

Meet the Needs of the Evolving Workplace

Taking Precautions in the New Office Environment

Companies are adapting to the challenges of driving business continuity while also providing a comfortable and secure environment for employees.

Brother is at your side with a number of document management solutions to help meet the needs of the future office environment.

Brother solutions support minimized device contact to ensure social distancing and also offer the functionality to help drive the continued success of your business.



Previous


30:1

Centralized
employee-to-device ratio

No restrictions

No social distancing

*Large number of people
interacting with device*



New Trend

4:1

Decentralized
employee-to-device ratio

Reduced contact

Respect to social distancing

Improved productivity

Fewer users per device

BADGE AUTHENTICATION | **Minimize Device Contact**



Secure Print+ offers print job release via an NFC card or tag to help reduce front panel contact for confidential or sensitive documents¹.

Retrieve printed documents stored in the device's memory to help meet document handling guidelines and regulations, while diminishing interactions around the device. This solution works with **Secure Function Lock** for NFC card identification and does not require a sophisticated server network or expensive print management middleware.

Third-party **print management services** require server support and work with the integrated NFC card reader on a Brother device, as well as external HID card readers. **Kofax** and **PaperCut** use server storage to offer a pull print solution, along with capabilities for cost recovery and charges per user and/or device¹.

KOFAX

PaperCut
MF

BROTHER IPRINT&SCAN | *Minimize Device Contact*



Brother iPrint&Scan offers access to device features from your mobile device.

This solution offers printing from and scanning to your mobile device. **Brother iPrint&Scan** helps reduce person to person contact by using your mobile device and minimizing the need for contact with the front panel of the printer². It can also be used with **Remote Panel** to operate the device's front panel¹.

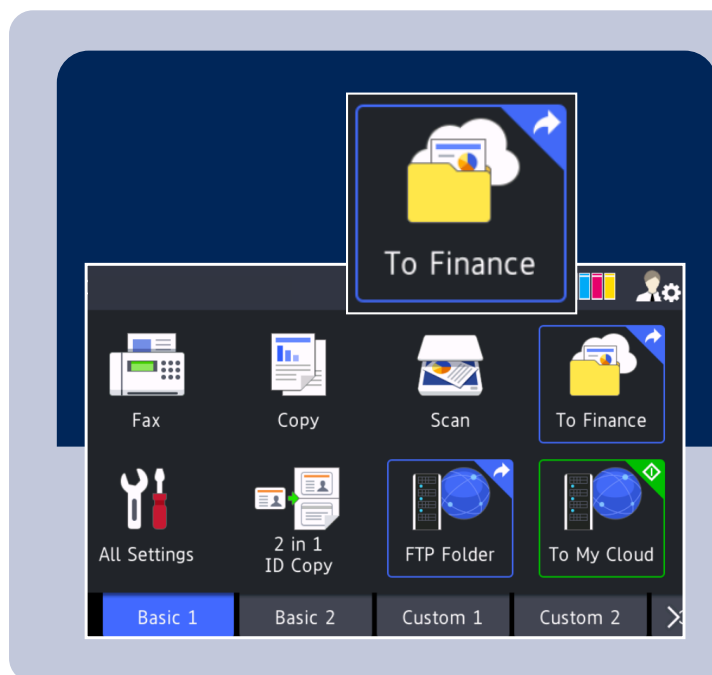
Mobile device printing is also compatible with Apple AirPrint® and Mopria® Print².

Compatible with both Apple iOS and Android™, Brother iPrint&Scan automatically finds all the compatible Brother devices on your wireless network so you can send documents straight to the nearest printer. And, if you have a document that you want to store in the cloud or share, you can use the nearest Brother scanner or MFP to upload it².

WORKFLOW SHORTCUTS | *Minimize Device Contact*

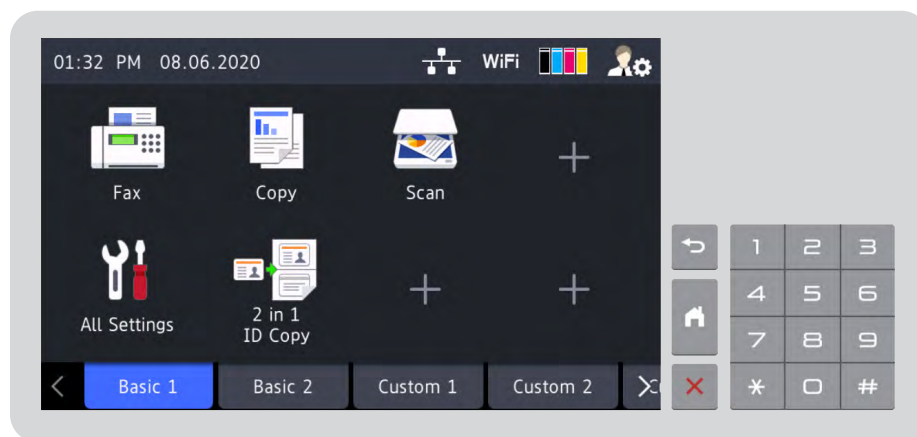
Minimize front panel contact, simplify machine use, and help reduce errors.

With easy menu navigation and the option of creating customized shortcuts for frequently used functions, simplify even the most complicated tasks to drive employee productivity. Icons can be added to or removed from the touchscreen display and tabs can be named and customized to further tailor the look of the screen for enhanced workflow on select models.



- Shortcut **To Finance** is configured on the device display.
- Register an **NFC card** (or tag) to the shortcut.
- Tap the card to initiate the shortcut operation and expedite workflow.

REMOTE MANAGEMENT AND CONFIGURATION TOOLS | **Minimize Device Contact**



Remote Panel offers remote access to the front panel of the device through an Embedded Web Server (EWS). Enables **remote configuration**, as well as checking **machine status**, **error conditions**, and **service reports**. Helps reduce personal contact with the printer.

Brother Value Services require additional purchase.



BAdmin Professional

- Device status and configuration
- Device deployment
- Meter reads
- Solution activation



Mass Deployment Tool

- Configuration interface to help manage and deploy machine settings



Clone Device Settings

- Copy all settings to new device
- Settings data is encrypted

SCAN SOLUTIONS | **Business Continuity**

Brother offers a number of advanced connectivity options for users to connect, print, and share important information virtually anytime and anywhere – quickly, easily, and securely.

Multiple scan to destinations are built in, including **Scan to USB**, **PC**, **Email Server³**, **FTP**, **SSH Server (SFTP)**, **SharePoint**, and **Network**. Web based scan to solutions also support **Office formats** and **Searchable PDF**.



Scan to PDF



PDF, PDF/A,
Secure PDF,
Signed PDF,
High Compression PDF



Single- and multi-page

Scan to Office Formats


Word, Excel, and PowerPoint



Scan a document and convert it into a Microsoft Office file format with editable text and individual image elements⁴. No conversion software or PC required.

Cloud Services

Scan to / Print from



Easy access to connect directly to a supported cloud service account without a computer⁵.

**Do you have concerns
with service technicians
visiting offices?**

**Are you spending extended
time fixing legacy copiers
and printers?**



Brother Exchange Service provides a simple
plug and play setup without the need for
outside personnel entering the workplace.

Brother offers device exchange options for service
issues that may arise while a device is under warranty.
Replacement product can be shipped within two
business days, or even next business day exchange for
priority customers.

For additional information on
Brother Solutions & Services,
please visit: brother-usa.com/solutions



CLEANING YOUR BROTHER DEVICE

To clean high-touch external surfaces of your Brother product to limit the spread of germs and viruses, use a CDC-recommended disinfectant solution consisting of 70% isopropyl alcohol and 30% water.

1. Turn off the product and disconnect AC power cord from outlet. If product uses batteries, remove before cleaning.
2. Using a lint free cloth moistened with a mixture of 70% isopropyl alcohol and 30% water, gently wipe high touch surfaces including display and/or control panel. The cloth should be damp not wet. Do not spray directly onto the product.
3. Allow surfaces to dry completely before reconnecting AC cord and turning power on.

IMPORTANT: Disinfection must be performed in a well-ventilated room or open-air space.

WARNING: The use of alcohol is a fire risk and may damage the surface of the plastic exterior of your product. Please strictly follow the instructions in this guidance and only use this cleaning method to help reduce the risk of spreading COVID-19.

¹ Requires additional purchase.

² Requires connection to a wireless network.

³ Scan to Email Server requires mail server support.

⁴ Requires Internet connection.

⁵ Requires an Internet connection and an account with desired service.